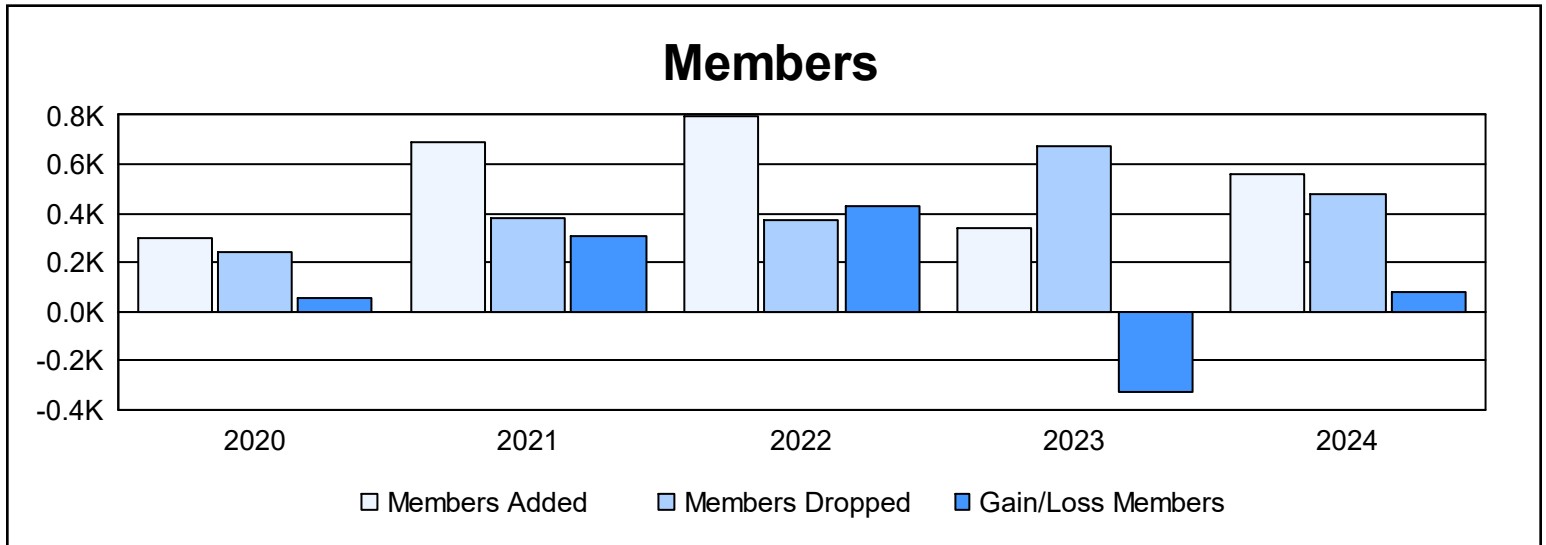
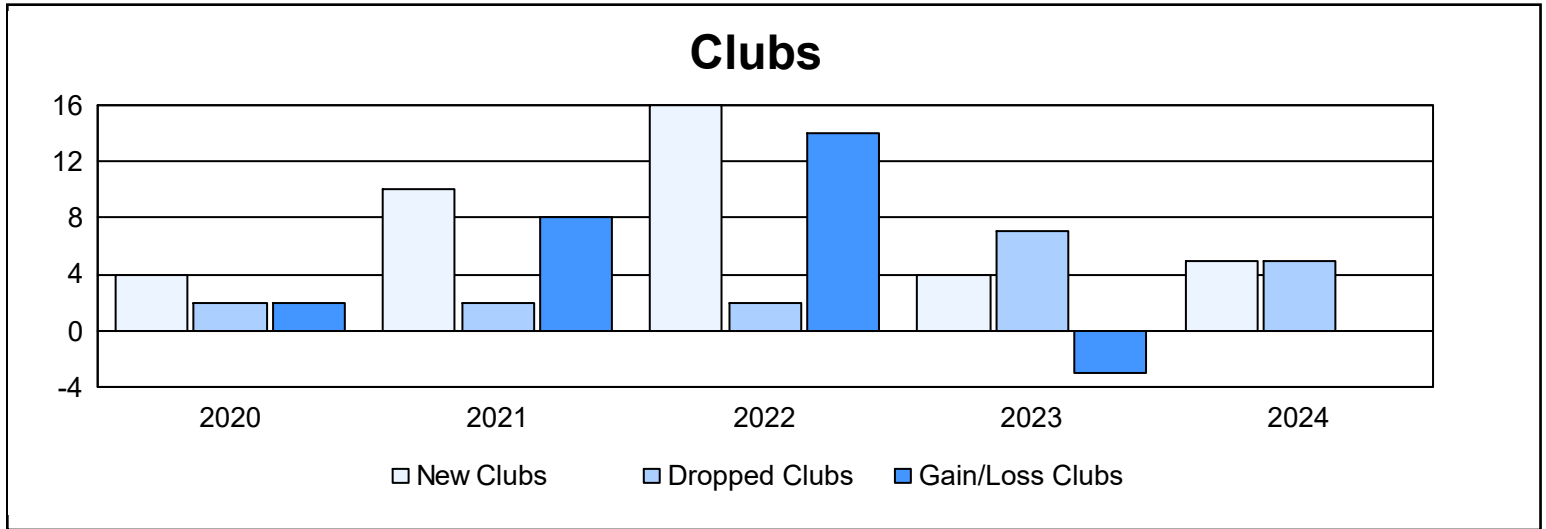
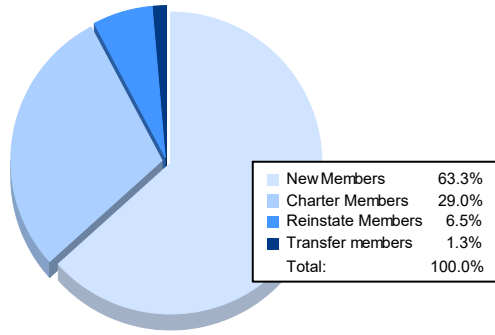


| Year | New Clubs | Dropped Clubs | Gain/ Loss Clubs | New Members | Charter Members | Reinstate Members | Transfer Members | Total Member Added | Total Members Dropped | Gain/ Loss Members |
|----------------|-----------|---------------|------------------|-------------|-----------------|-------------------|------------------|--------------------|-----------------------|--------------------|
| 2019-2020 | 4 | 2 | 2 | 199 | 92 | 9 | 1 | 301 | 244 | 57 |
| 2020-2021 | 10 | 2 | 8 | 364 | 297 | 23 | 2 | 686 | 378 | 308 |
| 2021-2022 | 16 | 2 | 14 | 332 | 421 | 42 | 4 | 799 | 371 | 428 |
| 2022-2023 | 4 | 7 | -3 | 134 | 190 | 14 | 4 | 342 | 674 | -332 |
| 2023-2024 | 5 | 5 | 0 | 352 | 161 | 36 | 7 | 556 | 479 | 77 |
| Average | 8 | 4 | 4 | 276 | 232 | 25 | 4 | 537 | 429 | 108 |



Membership Composition June 2024 Cumulative



Gender Composition June 2024 Cumulative

